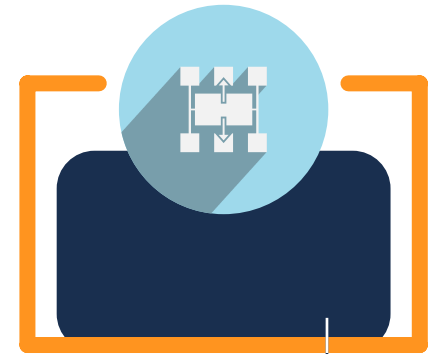
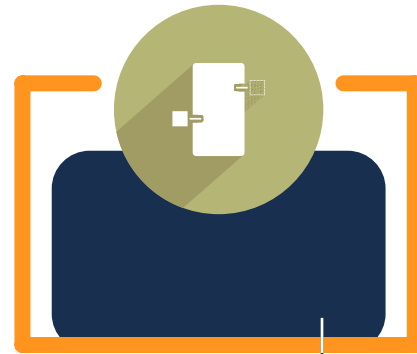
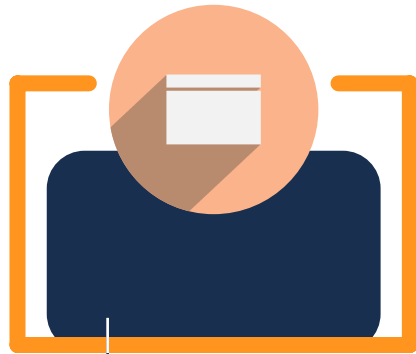
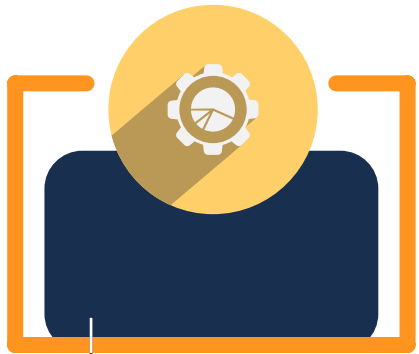


YOUR FARM'S DATA COUNTS



 **DTM**
daily TMR manager

 **dinamica generale**[®]

PROGRAMMING



New Features

Ingredients

Categorize ingredients for filtered reports and usage analysis	●	●	●	
Track ingredient costs and generate total cost reports over time	●	●	●	
Track dry matter changes and generate reports of dry matter trend over time	●	●	●	
Automatic dry matter updates based on EvoNIR results		●	●	
Dry matter updates based on wheather	●	●	●	●
Handheld ingerdients		●	●	
Candy ingredients		●	●	
Premix ingredients		●		
Manage stock levels, with alerts for low ingredient inventory	●	●	●	●
Create ingridients on mobile APP	●	●	●	●

Recipe

Create recipes by ingredient % impact		●		
Create recipes by total weight, regardless of the number of animals	●			
Premix recipes	●	●	●	
Tracking of recipe revisions and changes	●	●	●	●
Tracking of recipe revisions and changes	●	●	●	●
Generate timed transitions between ingredients, updating recipes accordingly				
Automatic adjustment of water quantity based on target dry matter	●	●		●
Track recipe cost changes over time, including operator errors and ingredient price Updates	●	●	●	
First ingredient automatic resize based on refusal		●		●
Create recipes on mobile APP	●	●	●	●

Pens

Categorize pens by type and sub-type for filtered reports and aggregated analysis	●	●	●	
Associate multiple recipes to the same pen		●		
Split daily ration into multiple feeding segments		●		
Visualize rations used and sent to mixer with ease	●	●	●	



PROGRAMMING



New Features

Pens

Adjust pen's rations by % or by ration number	●	●	●	●
View last feeding data in Pen Adjustment form for quick adjustments	●	●	●	
Import pen list from excel	●	●	●	●
Create pens on mobile APP	●	●	●	●

Batches

Schedule batch start on daily and weekly base		●		
Monitor mixer capacity to optimize batch allocation	●	●	●	
Easily link batches with machines	●	●	●	
Easy visualization of load and load recap values	●	●	●	
View last batch load information in Batch adjustment for to quick adjustments	●	●	●	●
Form instantly shows daily completed and pending batches - Available also on mobile APP	●	●	●	●
Create batches on mobile APP	●	●	●	●

Operators

Create operators and track loads by operator		●	●	
Lock operator's access to scale by defining a password for each operator		●	●	
Receive an alert when operator's error exceeds defined treshold		●	●	
Monthly report of total time worked by each operator		●	●	●
Operator's error KPI on dashboard		●	●	●

Costumers

Create customers database			●	
Provide customers with dedicated access to view only their farm's filtered data.			●	
Private ingredient database for customers, exclusive to their use			●	●
Private recipes database for customers, exclusive to their use			●	
Private pens database for customers, exclusive to their use			●	
Private batches database for customers, exclusive to their use			●	
Administrator views reports on monthly machine usage per customer			●	



REPORTS



New Features

Feeding reports

Customizable dashboard with more than 40 available charts	●	●	●	
History of loads - Available also on mobile APP	●	●	●	
History of pen's feeding - Available also on mobile APP	●	●	●	
Ingredient consumption - Available also on mobile APP	●	●	●	
Ingredient consumption by pen	●	●	●	
Total working hours of the machine	●	●	●	
Manual weighings	●	●	●	
Pen efficiency report	●	●	●	
Export in excel and PDF all reports	●	●	●	
Automatic sharing of reports via email	●	●	●	●

Dashboard

More than 40 charts available	●	●	●	●
Customizable configuration of dashabord	●	●	●	●
Shortcut to easily reach preferred menus	●	●	●	●
Wheather widgets	●	●	●	●
Export of charts in jpg, pdf and xls (for tables)	●	●	●	●
Filter date to switch period visualization	●	●	●	●
Multiple dashboard pages to aggregate charts by category	●	●	●	●
Calendar with action notes	●	●	●	●

Alerts

Chose between different available alerts	●	●	●	●
Generate customizable alerts by setting specific targets and thresholds	●	●	●	●
Receive alerts via DTM app, email or whatsapp	●	●	●	●
Specify alert recipients, whether internal to the farm or external	●	●	●	●
Notification center displays past alerts with their dates and content	●	●	●	●
Alert for any delays in the daily feeding plan	●	●	●	●
Alert for completed jobs recap	●	●	●	●



REPORTS



New Features

Alerts

Alert on operator error		●	●	●
Alert on ingredient usage	●	●	●	●
Alert on critical stock level	●	●	●	●
Alert on missed communications between scale and DTM	●	●	●	●

Refusal management

Manuel entering of refusal values - Available also on mobile APP	●	●	●	
Weight refusal on scale and synchronize to DTM		●	●	
Set automatic pen adjustment based on quantity of refusal	●	●	●	●
Report of collected refusal - Available also on mobile APP	●	●	●	
Use refusal as first ingredient		●	●	
First ingredient resize based on refusal		●	●	●
Refusal by group chart on dashboard	●	●	●	

Milking Data

Manual entering of milking data	●	●	●	
Automatic import of milking data	●	●	●	
Import milking data from excel	●	●	●	●
Milking reports by group or by group type	●	●	●	
Milk history report	●	●	●	
Milk history report	●	●	●	
Milk yield charts on the dashboard	●	●	●	●




Efficiency

Track conversion index by group and group type	●	●	●	●
Track IOFC by group and by group type	●	●	●	●
Charts to monitor trends of IOFC and efficiency	●	●	●	●
Pen efficiency report to monitor all efficiency parameters	●	●	●	






REPORTS

Stock

				New Features
Manage stock list with capacity details	●	●	●	
% of volume loss over time	●	●	●	●
Stock categories and aggregated reports by category	●	●	●	●
Enter suppliers list and link each purchase to its supplier	●	●	●	
Quick and easy form for registering new entries	●	●	●	●
Mange stock critical level	●	●	●	
Forecast of critical level and out of stock	●	●	●	●
Manage various stock movements, including sales and manual adjustments	●	●	●	
Report of history of stock movements	●	●	●	
Alerts to notify that stock is approaching critical level	●	●	●	●

CONNECTIVITY & INTEGRATION

Third party integration

				New Features
Import milking data and group of animals via file from uniform agri	●	●	●	
Import milking data and group of animals via file from DelPro	●	●	●	
Import milking data and group of animals via file from dairycomp	●	●	●	
Import milking data and group of animals from any milking robot or herd manage-	●	●	●	
Ment software (DDW)	●	●	●	
Automatic DMS integration	●	●	●	
API to connect from other software (connection to be implemented by third party)	●	●	●	

Connectivity

Transfer data via USB	●	●	●	
Transfer data via 4G modem	●	●	●	
Transfer via IPcom		●	●	
Synchronize with scale feeding programs directly with mobile APP	●	●	●	



SETTINGS & ACCESORIES



New Features

Service area

Log activities done by each user	●	●	●	
Report of overloads	●	●	●	
Mixer service data	●	●	●	
History of synchronizations	●	●	●	

Settings

Multilanguage interface (italian, english, french, spanish, german, dutch, danish, czech, russian, portugues, turkish, chinese)	●	●	●	
Multiuser access	●	●	●	
Currency choice (EUR, USD, RUB, RMB, DKK, GBP)	●	●	●	
Weight unity of measure choice (KG, LB)	●	●	●	

OEM and reseller option

Customize the text box in the dashboard	●	●	●	●
Create custom notifications to be shown on the app	●	●	●	●
Integrate custom machine data into the DTM	●	●	●	●

User types

Administrator	●	●	●	
Nutritionist	●	●	●	
Read only	●	●	●	
Customer			●	

Accessories

Motor control box		●	●	
Tag reader		●	●	
IP com		●	●	
EvoNIR 4.0		●	●	
Visiomix		●	●	
Agrinir/X-Nir (nir trace menu)	●	●	●	



SETTINGS & ACCESORIES



New Features

NIR on trailed mixers

Solution for compact feeding with NIR analysis for all different phases

Define target homogeneity and track real homogeneity level

Real time adjustment and tracking of NIR values of the first ingredient

TMR analysis reports

Water real time adjustment to match target TMR dry matter level

Homogeneity KPIs on dashboard

NIR analysis report

Report on nutrients changes over time

NIR for self propeller mixers

Real time adjustment and tracking of NIR values for all needed ingredients

Track real NIR values of each load

NIR analysis report

Report on nutrients changes over time

Chart on cost comparisons with NIR usage

NIR trend report to compare real vs avarage vs theoretic nutrient values

	Advanced DTM	IC DTM	Contractor DTM	New Features
Solution for compact feeding with NIR analysis for all different phases	●	●	●	
Define target homogeneity and track real homogeneity level	●	●	●	●
Real time adjustment and tracking of NIR values of the first ingredient	●	●	●	●
TMR analysis reports	●	●	●	●
Water real time adjustment to match target TMR dry matter level	●	●	●	●
Homogeneity KPIs on dashboard	●	●	●	●
NIR analysis report	●	●	●	●
Report on nutrients changes over time	●	●	●	●
NIR for self propeller mixers				
Real time adjustment and tracking of NIR values for all needed ingredients	●	●	●	
Track real NIR values of each load	●	●	●	
NIR analysis report	●	●	●	
Report on nutrients changes over time	●	●	●	
Chart on cost comparisons with NIR usage	●	●	●	
NIR trend report to compare real vs avarage vs theoretic nutrient values	●	●	●	

